PMI Series
Power Multilayer Inductor
Size 3216



CHARACTERISTICS

- Compact size and light weight
- Excellent solderability and heat resistance for either flow or reflow soldering
- No cross coupling between inductors due to magnetic shield
- Low RDC and High IDC
- Quantity: 3000pcs

APPLICATION

- Cellular platform DC-DC converter circuit
- Portable AV equipment (digital camera , DVD Type)
- Cellular platform(handset Type)
- Memex(computer Type)

Dimensions: [mm]

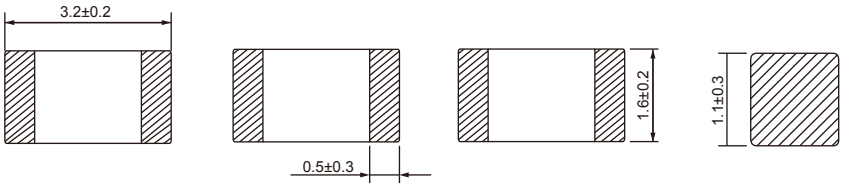

Land Pattern: [mm]

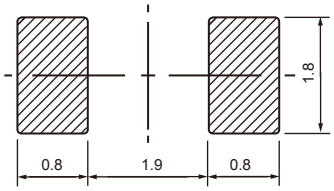

Electrical Properties:

Part No	Inductance (μH)	Tolerance	LTest Freq. (MHz)	DCR ±30% (Ω)	SRF Min. (MHz)	Temperature Rise Current Max. (mA)
PMI321611F-1R0M	1.0	±20%	1	0.10	90	1600
PMI321611F-1R5M	1.5	±20%	1	0.12	75	1500
PMI321611F-2R2M	2.2	±20%	1	0.15	58	1300
PMI321611F-3R3M	3.3	±20%	1	0.20	49	1200
PMI321611F-4R7M	4.7	±20%	1	0.32	41	980
PMI321611F-6R8M	6.8	±20%	1	0.41	34	830
PMI321611F-100M	10.0	±20%	1	0.50	28	670
PMI321611C-1R0M	1.0	±20%	1	0.12	90	1400
PMI321611C-1R5M	1.5	±20%	1	0.15	75	1300
PMI321611C-2R2M	2.2	±20%	1	0.20	58	1200
PMI321611C-3R3M	3.3	±20%	1	0.25	49	1100
PMI321611C-4R7M	4.7	±20%	1	0.45	41	850

Temperature rise current: the actual value of DC current when the temperature rise is ΔT40℃

KOHER Electronic
4546 BATES DRIVE, YORBLINDA CA 92886 USA
714-325-4789 Contact@kohergroup.com

Typical Electrical Characteristics:

Inductance VS. Frequency Characteristics:

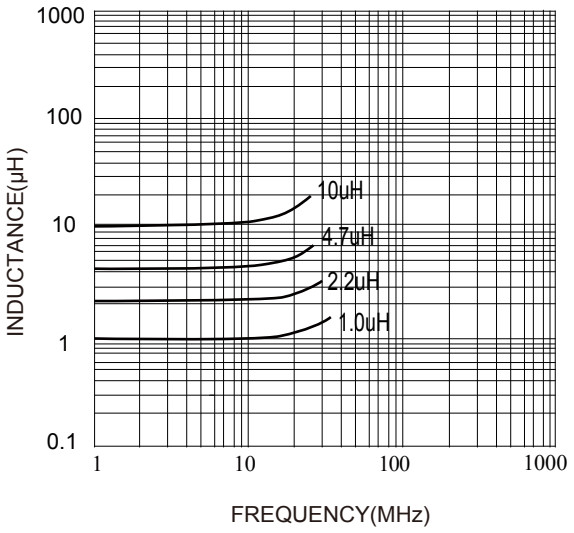

Inductance VS. DC Current Characteristics:

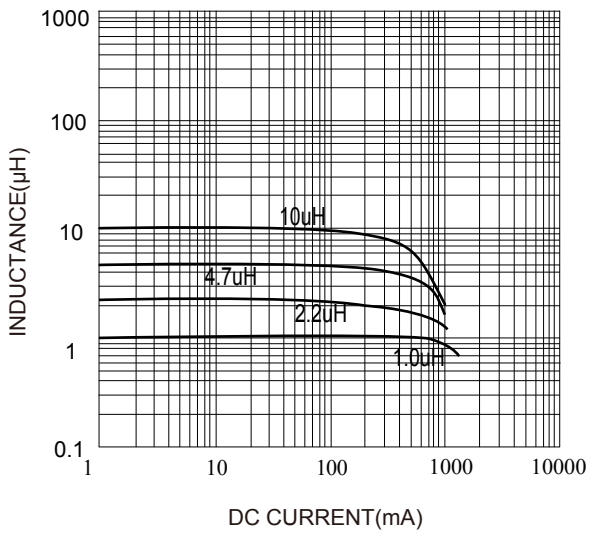

KOHER Electronic
4546 BATES DRIVE, YORBLINDA CA 92886 USA
714-325-4789 Contact@kohergroup.com