WIS Series
Wound Chip Inductor
Size 1210

CHARACTERISTICS

- Small size and higer inductance available
- Small tolerance available
- Quantity: 1000pcs

APPLICATION

- Filter
- General circuit application

Dimensions: [mm]

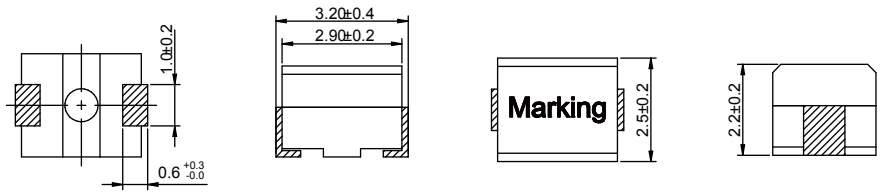

Land Pattern: [mm]

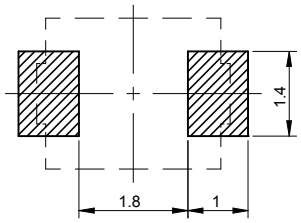

Electrical Properties:

Part No	Inductance (µH)	Tolerance	Q Min.	Test Freq (MHz)	SRF Min. (MHz)	DCR Max. (Ω)	Temperature Rise Current Max. (mA)
WIS1210-R22K	0.22	±10%	30	25.2	350	0.32	450
WIS1210-R27K	0.27	±10%	30	25.2	320	0.36	450
WIS1210-R33K	0.33	±10%	30	25.2	300	0.4	450
WIS1210-R39K	0.39	±10%	30	25.2	250	0.45	450
WIS1210-R47K	0.47	±10%	30	25.2	220	0.5	450
WIS1210-R56K	0.56	±10%	30	25.2	180	0.55	450
WIS1210-R68K	0.68	±10%	30	25.2	160	0.6	450
WIS1210-R82K	0.82	±10%	30	25.2	140	0.65	450
WIS1210-1R0K	1.0	±10%	30	7.96	120	0.7	400
WIS1210-1R2K	1.2	±10%	30	7.96	100	0.75	390
WIS1210-1R5K	1.5	±10%	30	7.96	85	0.85	370
WIS1210-1R8K	1.8	±10%	30	7.96	80	0.9	350
WIS1210-2R2K	2.2	±10%	30	7.96	75	1.0	320
WIS1210-2R7K	2.7	±10%	30	7.96	70	1.1	290
WIS1210-3R3K	3.3	±10%	30	7.96	60	1.2	260

KOHER Electronic
4546 BATES DRIVE, YORBLINDA CA 92886 USA
714-325-4789 Contact@kohergroup.com

Part No	Inductance (μH)	Tolerance	Q Min.	Test Freq (MHz)	SRF Min. (MHz)	DCR Max. (Ω)	Temperature Rise Current Max. (mA)
WIS1210-3R9K	3.9	±10%	30	7.96	55	1.3	250
WIS1210-4R7K	4.7	±10%	30	7.96	50	1.5	220
WIS1210-6R8K	6.8	±10%	30	7.96	40	1.8	180
WIS1210-100K	10	±10%	30	2.52	30	2.1	150
WIS1210-120K	12	±10%	30	2.52	20	2.5	140
WIS1210-150K	15	±10%	30	2.52	20	2.8	130
WIS1210-180K	18	±10%	30	2.52	20	3.3	120
WIS1210-220K	22	±10%	30	2.52	20	3.7	110
WIS1210-330K	33	±10%	30	2.52	17	5.6	70
WIS1210-390K	39	±10%	30	2.52	16	6.4	65
WIS1210-470K	47	±10%	30	2.52	15	7.0	60
WIS1210-560K	56	±10%	30	2.52	13	8.0	55
WIS1210-680K	68	±10%	30	2.52	12	9.0	50
WIS1210-101K	100	±10%	20	0.796	10	11.0	40
WIS1210-121K	120	±10%	20	0.796	10	11.0	70
WIS1210-151K	150	±10%	20	0.796	8	15.0	65

Operating temperature : -40 ℃ to +125℃

Temperature rise current the actual value of DC current when the temperature rise is ΔT20℃

Typical Electrical Characteristics:

Temperture Rise VS. Current Characteristics:

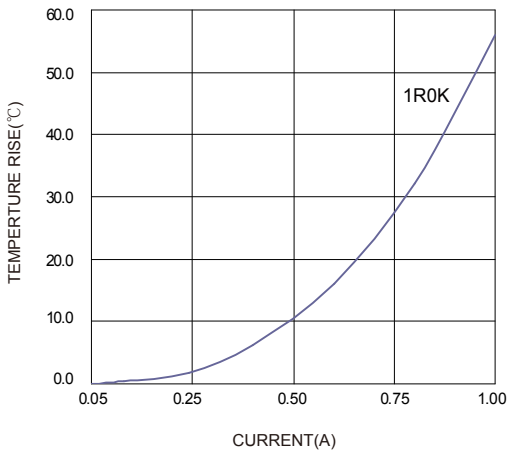

Impedance VS. Frequency Characteristics:

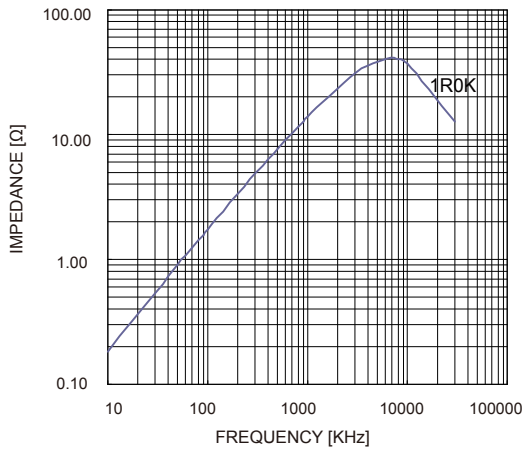

KOHER Electronic
4546 BATES DRIVE, YORBLINDA CA 92886 USA
714-325-4789 Contact@kohergroup.com

Temperture Rise VS. Current Characteristics:

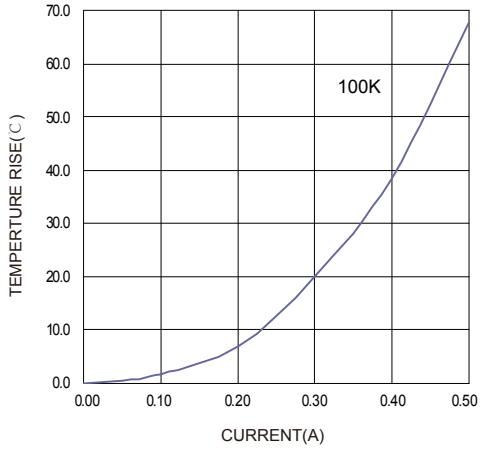

Impedance VS. Frequency Characteristics:

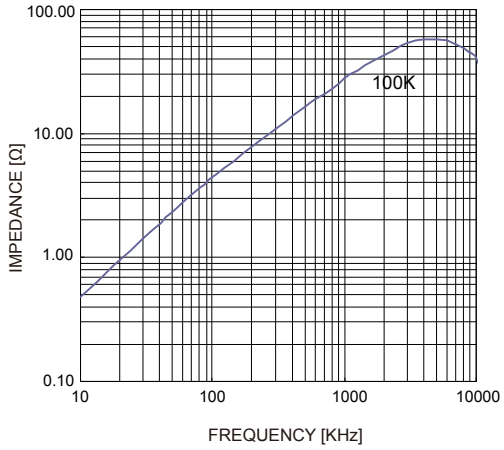

Temperture Rise VS. Current Characteristics:

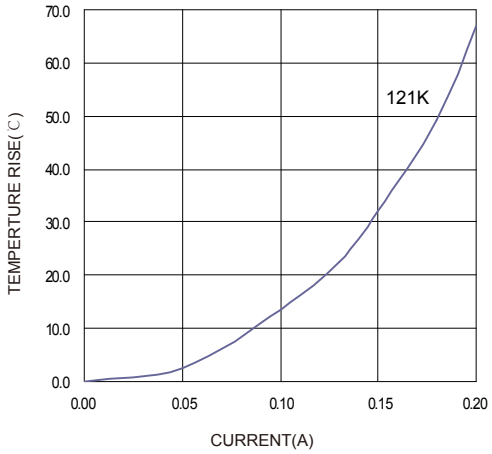

Impedance VS. Frequency Characteristics:

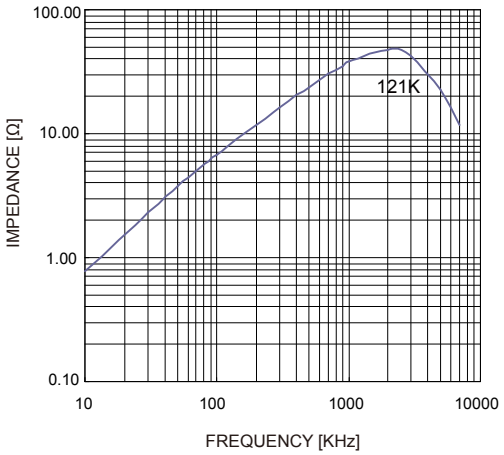

KOHER Electronic
4546 BATES DRIVE, YORBLINDA CA 92886 USA
714-325-4789 Contact@kohergroup.com